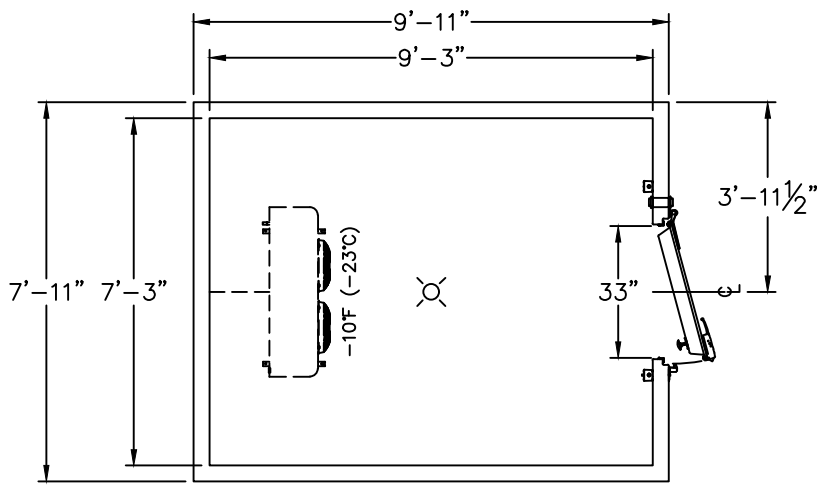
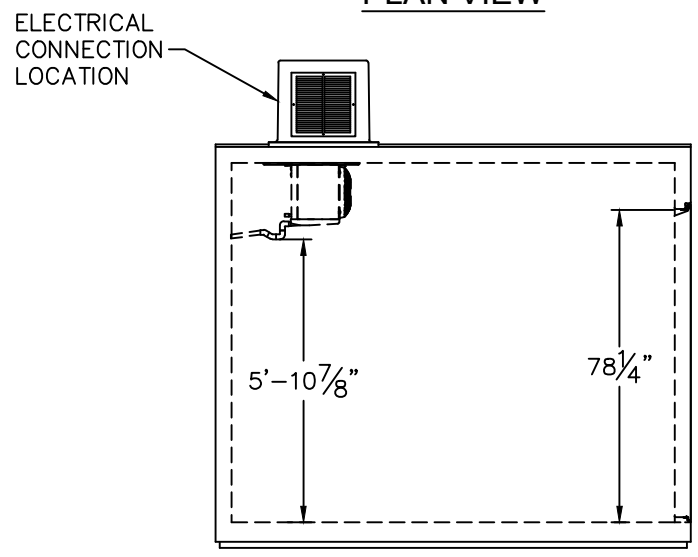


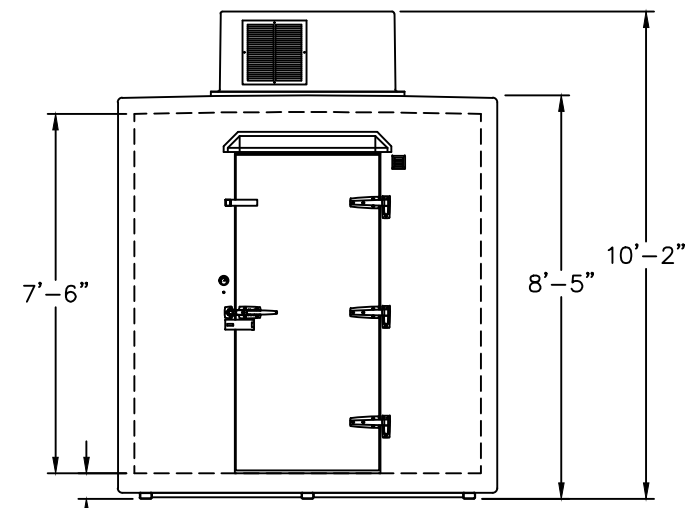
ROOM TEMP.:
 -10°F (-23°C)
 INTERIOR AREA:
 67 sq. ft.
 INTERIOR VOLUME:
 503 cu. ft.
 HORSEPOWER:
 1.5 hp.
 REFRIGERANT:
 R-22
 ELEC. SUPPLY
 115/208-230
 PHASE:
 Single
 CYCLE:
 60 hz.
 AMPERAGE:
 21.1 MCA



PLAN VIEW



ELEVATION VIEW



FRONT VIEW

DRAWN BY: BJS	MODEL NO.: L810	SCALE: 1/4" = 1'-0"	DATE: 10-14-16
------------------	--------------------	------------------------	-------------------

DRAWING NAME: Classic Profile L810



THE REFRIGERATION SYSTEM SHOWN IS DESIGNED TO MAINTAIN INDICATED TEMPERATURE IF PRODUCT ENTERS WITHIN 10°F OF FINAL HOLDING TEMPERATURE. PLEASE CONTACT YOUR SALES REP IF INCOMING PRODUCT WILL BE ENTERING AT HIGHER TEMPERATURES.